

STEEL PRODUCTS Catalogue 2025



Profiles & Angles

STEEL PRODUCTS



EQUAL ANGLES

The most common length available is between 5-6 meters & 10-12 meters and it is used in all construction /Fabrication activities with wide application in Construction, Heavy Automobiles, Bridges construction, Industrial structures, Transmission towers & Ships etc.

We offer the product range as per BIS 2062 available in size range from 20X20 to 250X250 in customized length & high tensile materials.

If your project requires something non-standard, our manufacturing technology allows us to produce custom sections in the shape and alloy you demand to meet your exact needs. Ferrite has placed its focus on all special grades of steels.

We manufacture these structural profiles by using highly automated hot rolling mills and laser welding lines in different locations.

Application:- Industrial Structure, scaffolding, Bridge Construction, Ships, Transmission Towers etc.

Industries:- Construction, Fabrication, Shipyard and many more.

Material Grades:- IS2062 E250, E300, E350, E410, E450, ASTM-A-36, JIS-4-3101-SS400, BS-4360 Grades 40A, 43A, 43B, 50B, 50C, EN-10025 Grades s-275JO, JR, S-355 JO, JR, DIN-17100 ST 37.4 / 44.2 *(special grades are available on request)*



UNEQUAL ANGLE

Dimensions: in accordance with

EN 10056-1: 1998 Tolerances: EN 10056-2:1993.

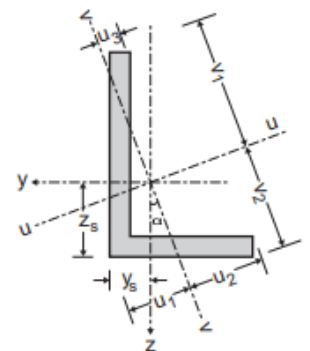
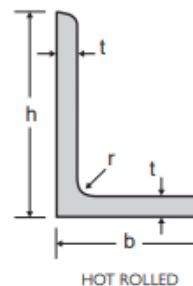
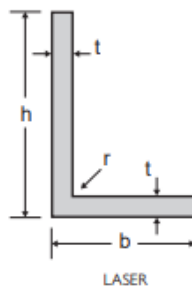
Grade according to EN 10088-3: 1D

Surface condition: blasted and pickled

Equal angle bars which are dimensionally standardized according to EN 10056-1 (1998), have parallel legs and their tolerances are defined with EN 10056-2 (1993) represent a broad product line of bar-shaped building elements. Generally, angle bars in stainless steel are used in commerce and industry but also in machinery and equipment building.

The use of stainless-steel profiles is characterized by a high flexibility of composition and a fast and cost reduced construction (through the possibility of prefabrication in the steel production).

Stainless steel profiles are produced mainly from scrap and can be recycled again after utilization so new resources can be conserved.



Profiles & Angles

Beams: UB, UC, NPB

Beams & Columns are characterized by their profile, their length and their material. We have Parallel flange beams and columns in various combinations.

- Narrow Parallel Flange Beams
- Wide Parallel Flange Beams
- Universal Beams
- Universal Columns

Characteristics:

To cater broader market segments and to comply different needs of various industries. FERRITE offers structural segments in various characteristics.

- Wide dimensional range
- Cost effective
- Multiple sectional weight
- High strength to weight ratio
- Atmospheric corrosion resistance
- Narrow Parallel Flange Beams
- Wide Parallel Flange Beams
- Universal Beams
- Universal Columns



Profiles & Angles

MS Channels

MS Channels


MS Channels, also known as C-channels due to their C-shaped shape, are represented by the channel's web height and flange width .

MS Channel is primarily used for horizontal gravitational forces and is used for bus bodies, EOT cranes, and a variety of other engineering industry applications.

Application

MS Channels are commonly used in shipbuilding, boilers, agricultural equipment, generator frames, factory sheds, mechanized parking systems, conveyors, and other applications.

They are used in many engineering industries and can meet a variety of application needs depending on the user's needs.



Profiles & Angles



sales@bodovaltd.com
<https://www.bodovaltd.com/>

